

LIGHTING KEYED NOTES

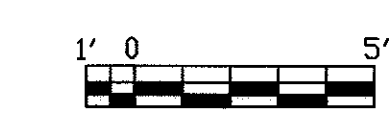
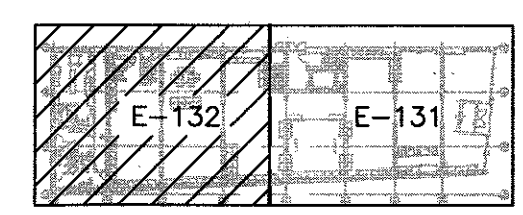
- ① NOT USED.
- ② OCCUPANCY SENSOR SWITCH FOR CONTROL OF ROOM LIGHTING. OCCUPANCY SWITCH SHALL BE A WATT STOPPER PW100. SET SWITCH FOR MAXIMUM SENSITIVITY CONTROL AND ADJUST SWITCH TO MAINTAIN LIGHTS ON FOR 15 MINUTES AFTER LAST MOTION IS DETECTED. SWITCH SHALL BE ADJUSTED TO OVERRIDE THE LIGHT LEVEL ENERGY SAVING FEATURE. DIP SWITCH SETTING OF THE SWITCHES BENEATH THE COVER SHALL BE SET AS FOLLOWS:
ON - DIP 2,3,6,7
OFF - DIP 1,4,5,8
- ③ PROVIDE SEPARATE UN-SWITCHED HOT CIRCUIT TO EMERGENCY BALLAST IN FIXTURE FOR EMERGENCY OPERATION.
- ④ - ⑤ NOT USED.
- ⑥ STOCK AREA LIGHTS LV OVERRIDE. REFER TO DETAIL.
- ⑦ CEILING MOUNTED OCCUPANCY SENSOR SWITCH FOR CONTROL OF ROOM LIGHTING. OCCUPANCY SWITCH SHALL BE A WATT STOPPER DT-300. SET SWITCH FOR MAXIMUM SENSITIVITY CONTROL AND ADJUST SWITCH TO MAINTAIN LIGHTS ON FOR 15 MINUTES AFTER LAST MOTION IS DETECTED. SWITCH SHALL BE ADJUSTED TO OVERRIDE THE LIGHT LEVEL ENERGY SAVING FEATURE. DIP SWITCH SETTING OF THE SWITCHES BENEATH THE COVER SHALL BE SET AS FOLLOWS:
ON - DIP 4,7,8
OFF - DIP 1,2,3,5,6
- ⑧ TRACK INSTALLED FOR CONNECTION OF LIGHTING FIXTURES FOR SALE.
- ⑨ J-BOX FOR WIRELESS ACCESS POINT. SEE DETAILS ON SHEET E-202 AND E-205 FOR CONDUIT INFORMATION AND MOUNTING HEIGHTS.
- ⑩ RECEPTACLE FOR SONOS SPEAKER MOUNT AT STRUCTURE AT EACH SPEAKER LOCATION. REFER TO DETAIL 1 ON SHEET E-205 FOR INSTALLATION SPECIFICATIONS.
- ⑪ RECESSED SPEAKERS AT RESTROOM / HALLWAY NEED CUSTOM BACK BOXES WITH CUT OUT DIMENSIONS AT 8-1/4" DIA. SPEAKERS TO BE POWERED BY RECEPTACLE LOCATED AT STEREO SYSTEM. REFER TO POWER KEYED NOTE 46 ON SHEET E-120 FOR LOCATION.

LIGHTING GENERAL NOTES

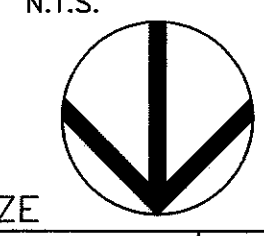
- 1) CONTRACTOR TO REMOVE ALL EXISTING LIGHTING, EXIT SIGNS AND LIGHTING CONTROL. REMOVE ALL CONDUIT AND CONDUCTOR BACK TO PANEL.

IN SALES AREA ALL BATTERY PACKS FOR EXIT AND EMERGENCY LIGHTS MUST BE REMOTE OR RECESSED. PAINT EXPOSED SURFACES TO MATCH ADJACENT FINISH.

ALL ABANDONED AND/OR UNUSED COMPONENTS CREATED OR EXPOSED DURING CONSTRUCTION, INCLUDING BUT NOT LIMITED TO HVAC, CABLES, PIPING, WIRING, AND ASSOCIATED SUPPORTS AND/OR ATTACHMENTS SHALL BE REMOVED.




SCALE: 1/4" = 1'-0" @ FULL SIZE



OWNER: **WILLIAMS-SONOMA, INC.**
 3250 Van Ness Avenue
 San Francisco, CA 94109
 T 415 616 8602
 F 415 439 8164
 www.williams-sonoma.com

EEA
 EEA Consulting Engineers
 6615 Yaught Ranch Road, Suite 200
 Austin, Texas 78730-2314 USA
 512.744.4400 main 512.744.4444 fax
 www.eeace.com
 State of Registration MAINE
 Firm Registration No. N/A
 EEA Project No. 20160538



west elm
 Downtown Portland
 164 Middle Street
 Portland, ME 04101
 PROJECT #006-160335.00

ISSUED / REVISED	DATE
PRELIMINARY SET	09/08/16
LL COORDINATION SET	11/08/16
LL/PERMIT SET	11/21/16

PARTIAL FIRST FLOOR LIGHTING PLAN
E-132